

Right to Study: Document upload

The images you upload must be clear, in colour (not black and white) and in focus.

We cannot accept:

- Images hidden by fingers/other objects
- Images that are blurred or out of focus
- Images hidden by glare or shadow
- Part of the document missing from the image
- Only one side of a BRP/BRC/ARC
- Documents with pages missing from a multipage BAIL 201 letter, visa application summary or document checklist

Contents

Which right to study documents do I need to upload?	2
I have a Student visa and expect to collect my BRP card from the University	2
I have a Student visa and I have collected my BRP card/it was delivered to my home address:.....	2
I have a Student visa, and have a digital immigration status:	2
I have applied for a new visa inside the UK and am waiting for a decision :.....	3
I have a Standard Visitor Visa, or was given permission at the UK border.....	3
I have Leave to Remain or other immigration status that gives me the right to study in the UK:	3
Passport photo page	4
Biometric Residence Permit (BRP)	5
Application Registration Card (ARC)	6
BAIL 201 Letter.....	6
Vignette with a stamp.....	7
Vignette without stamp (entered through eGates).....	8
Evidence of date of entry to the UK such as flight ticket or boarding pass	8
Entry stamp	9
Visa application summary	10
Document checklist.....	10
Share code (for digital immigration status)	11

Which right to study documents do I need to upload?

The documents you need to upload will depend on your individual situation.

Read the guidance below for general information about what you should upload.

I have a Student visa and expect to collect my BRP card from the University:

Visited Immigration Officer at UK Border

- Passport or travel document

and

- Vignette with stamp

Entered UK border through eGates

- Passport or travel document

and

- Vignette without stamp
- Evidence of date of entry to UK, such as flight ticket or boarding pass

I have a Student visa and I have collected my BRP card/it was delivered to my home address:

Visited Immigration Officer at UK Border

- Passport or travel document

and

- Vignette with stamp (if applied for visa outside of UK)
- BRP, both sides

Entered UK border through eGates

- Passport or travel document

and

- Vignette without stamp (if applied for visa outside of UK)
- Evidence of date of entry to UK such as flight ticket or boarding pass (if applied for visa outside UK)
- BRP, both sides

I have a Student visa, and have a digital immigration status:

- Passport or travel document

and

- Share code
- Evidence of date of entry to the UK, such as flight ticket or boarding pass

I have applied for a new visa inside the UK and am waiting for a decision:

- Passport or travel document

and

- Visa application summary
- Evidence of most recent immigration permission (e.g. previous BRP card)

I have a Standard Visitor Visa, or was given permission at the UK border

I applied for a Standard Visitor Visa before travel

- Passport or travel document

and

- Vignette with stamp

Visited Immigration Officer at UK Border

- Passport or travel document

and

- Stamp in passport

Entered UK border through eGates

- Passport or travel document

and

- Evidence of date of entry to UK, such as flight ticket or boarding pass

I have Leave to Remain or other immigration status that gives me the right to study in the UK:

- Passport or travel document

and

- Share code; or
- BRP, both sides; or
- BRC, both sides; or
- Entry stamp; or
- Other (not listed)

I applied for asylum and am waiting for a decision:

- ARC
- BAIL 201


Passport photo page



Biometric Residence Permit (BRP)




Application Registration Card (ARC)




with

BAIL 201 Letter

 Home Office	Per ID: Port Ref: HO Ref: 	BAIL 201
---	--	-----------------

**PO Box 3468
Sheffield
S3 8WA
Tel: Fax:**

**NOTIFICATION OF GRANT/VARIATION OF IMMIGRATION BAIL¹ TO A PERSON DETAINED²
OR LIABLE TO BE DETAINED³**

To:	Date of Birth:	
	Nationality:	

This notice is given to you because you are being granted immigration bail.

The Secretary of State may grant immigration bail to a person who is detained, or who is liable to be detained, for the reasons listed below. The following reason applies to you:

You are liable to be detained because you are a person without leave who has been served with a notice of liability to removal, or are a dependant of such a person.

I hereby grant you immigration bail subject to the following conditions:

CONDITIONS

☒ You are not allowed to WORK

ANY CHANGE OF CONDITION

You must not change your conditions without the agreement of the Secretary of State. If these conditions are to be changed, you will be notified.

- Although you may have been granted immigration bail, you remain liable to be detained
- This document must not be accepted by employers as evidence of a right to work or by landlords as evidence of a right to rent (this does not apply to EEA nationals, or the family member of an EEA national, exercising an EU treaty right).
- You have NOT been given leave to enter the United Kingdom within the meaning of the Immigration Act 1971

¹ Schedule 10 to the Immigration Act 2016


² Paragraph 1 of Schedule 10 to the Immigration Act 2016

³ Paragraph 2 of Schedule 10 to the Immigration Act 2016

Vignette with a stamp



Vignette without stamp (entered through eGates)



with

Evidence of date of entry to the UK such as flight ticket or boarding pass




Entry stamp



Visa application summary

Upload all pages if you have applied for a visa inside the UK

**UK Visas & Immigration**

APPLICANT NAME:	Mrs Example Example
UNIQUE APPLICATION NUMBER:	1212-0000-0000-000000
PASSPORT NUMBER:	000000
COUNTRY OF NATIONALITY:	
DATE OF APPLICATION:	01 JULY 2020 00:00 British Summer Time (BST)
TYPE OF VISA / APPLICATION:	Tier 4 (General) student
SECTOR OPTION:	Standard
TOTAL FEE:	£66.20 GBP
PAYMENT REFERENCES:	09AA00000000
REGISTRATION EMAIL:	example@gmail.com
CONTACT EMAIL:	example@gmail.com

Personal Information

Email address:	example@gmail.com
Who does this email belong to?	The applicant
Are you currently in the UK?	Yes
Do you currently have an application with the Home Office for leave to remain for which you have not yet received a decision?	No

Immigration adviser

Do you have an immigration adviser based in the UK?	No
---	----

Course details


What are your course fees for your first year?	£2,000
Have you or your parent(s) or legal guardian(s) already paid any of your course fees?	No
Have you or your parent(s) or legal guardian(s) already paid any money to your sponsor for accommodation?	No

Page 1 of 3

with

Document checklist

If applicable (applications using app will not have document checklist)

**UK Visas & Immigration**

Document Checklist

Unique Application Number: 1212-0000-0000-0000
Approved notification number: 09AA00000000
Payment amount: £66.20 GBP
Immigration Health Charge reference number: 09AA00000000
Email: example@gmail.com
Date: 01 July 2020 00:00 British Summer Time (BST)

Applicant

Product/visa category: Tier 4 (General) student
App starts/End date: 01 January 2020 / 31 January 2021
Status: Student
Address:

Evidence

You do not need to provide evidence of your qualifications or knowledge as you are a national who is already resident in the United Kingdom or the Commonwealth. However, if you are not a national of the United Kingdom or the Commonwealth, you may need to provide evidence of your qualifications or knowledge. If the evidence is not provided, your application may be refused for a number of reasons.

The information you provide must be checked as a guide to what you need to understand or take for your application.

You will be able to upload evidence of your qualifications or knowledge as you can take your own evidence to your interview appointment to be assessed and supported by the immigration officer for advice. You do not need to send any physical documents to the Home Office or UK Visa & Immigration unless you are advised to do so.

You have to provide evidence of your qualifications or knowledge as you can take your own evidence to your interview appointment to be assessed and supported by the immigration officer for advice. You do not need to send any physical documents to the Home Office or UK Visa & Immigration unless you are advised to do so.

Mandatory documents

- ☐ The public registration certificate for the UK Visa & Immigration
- ☐ The passport issued by China for Mr Example
- ☐ The biometric residence permit for Mr Example

Other documents

Page 1 of 3

Share code (for digital immigration status)

Details you need to share

Share code

L3K4ET2BL

This code lasts for 30 days - it is valid until 19 January 2021.

What to do next

- 1 Give this share code and your date of birth to the person you want to prove your status to.
- 2 To see your status, they must enter the share code and your date of birth at www.gov.uk/check-immigration-status.
- 3 Contact them to make sure they have all the information they need.

To prove your status to someone else, you can re-use this code or create a new code - there is no limit to how many codes can be used at the same time.

 [Print this page](#)  [Download PDF](#)

[Send code by email](#)

[End and leave service](#)